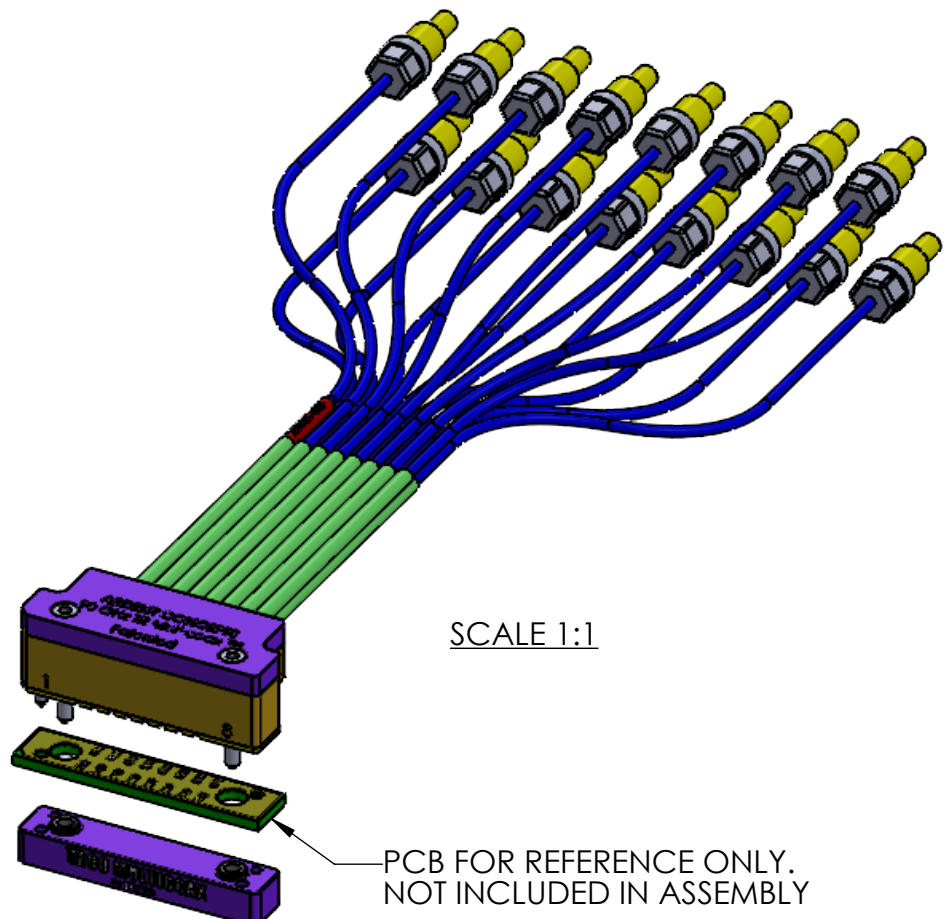
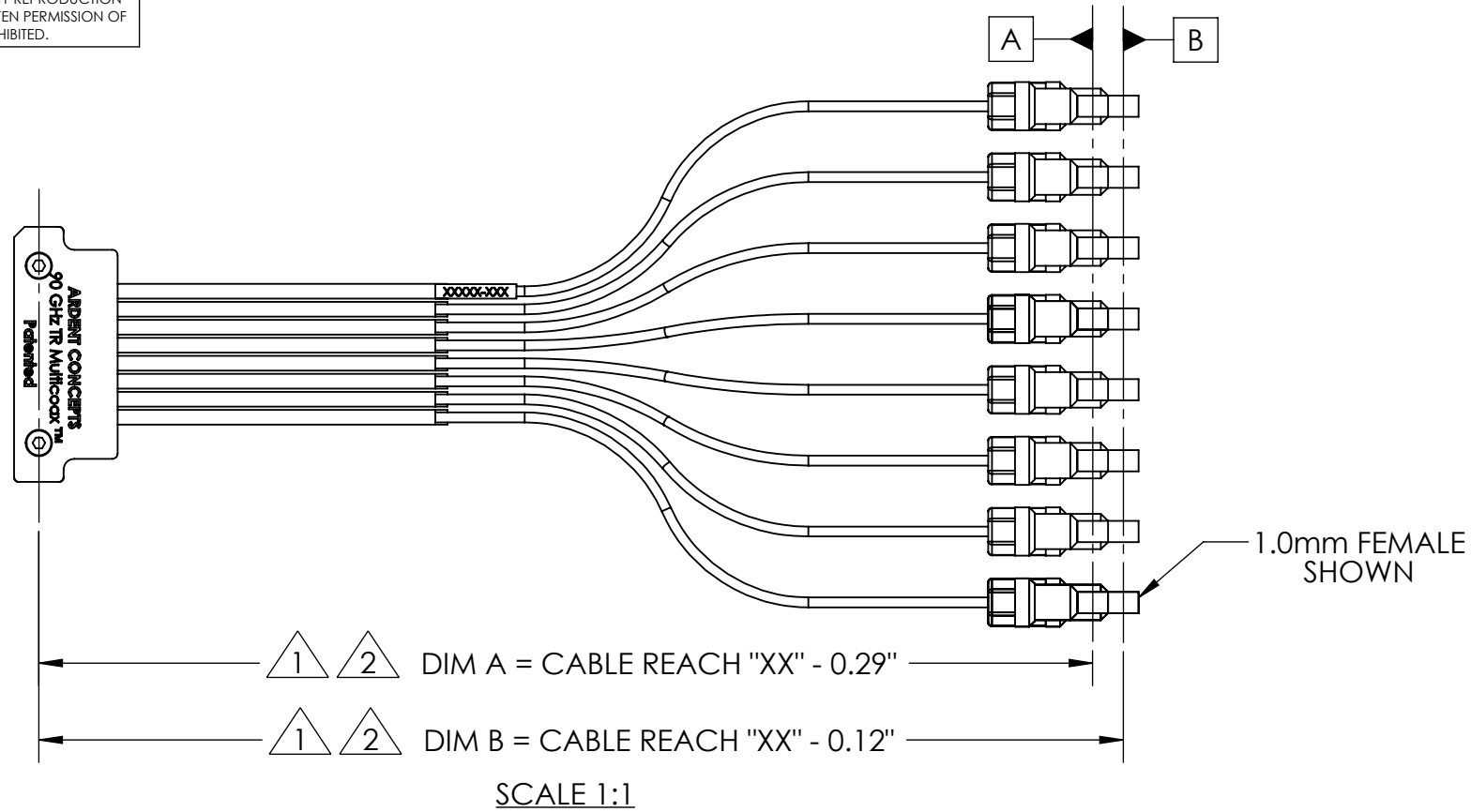


PROPRIETARY AND CONFIDENTIAL
 THE INFORMATION CONTAINED IN THIS DRAWING IS THE SOLE PROPERTY OF ARDENT CONCEPTS, INC. ANY REPRODUCTION IN PART OR AS A WHOLE WITHOUT THE WRITTEN PERMISSION OF ARDENT CONCEPTS, INC. IS PROHIBITED.

REVISIONS			
REV.	DESCRIPTION	DATE	APPROVED
2	PRELIMINARY RELEASE	01/22/24	LC



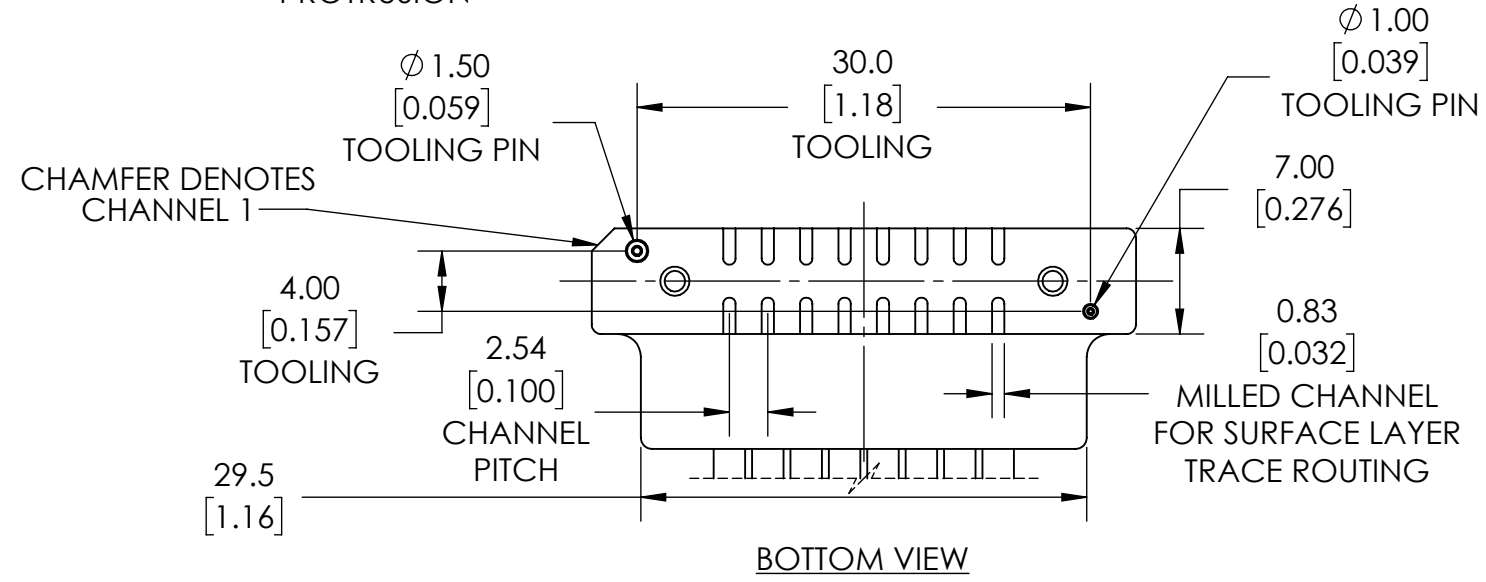
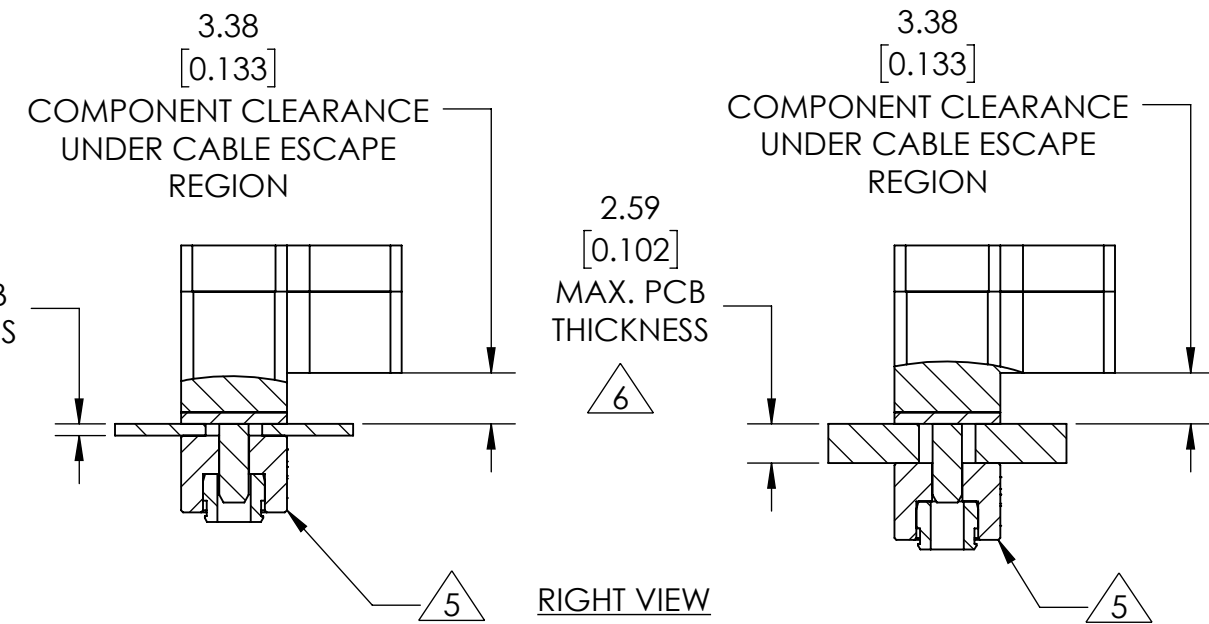
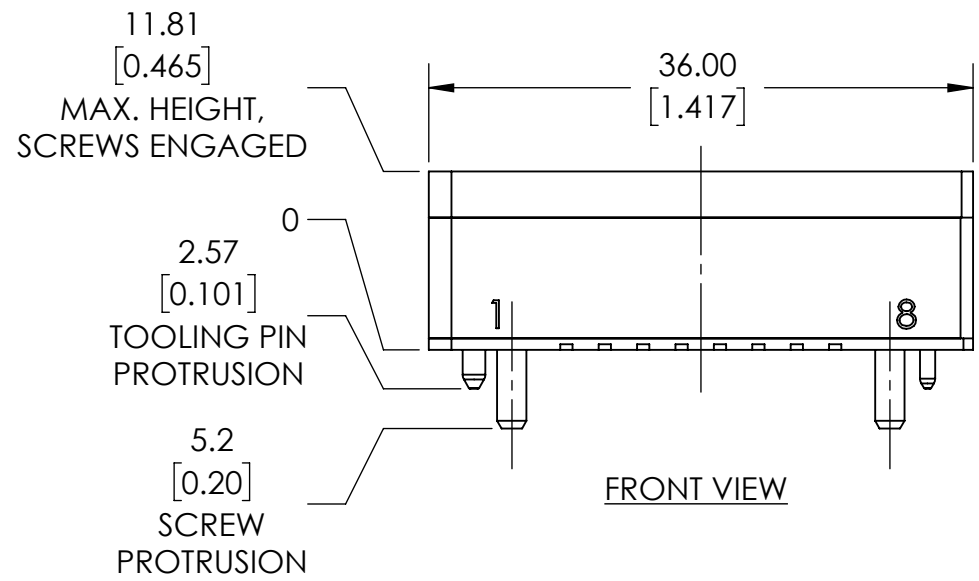
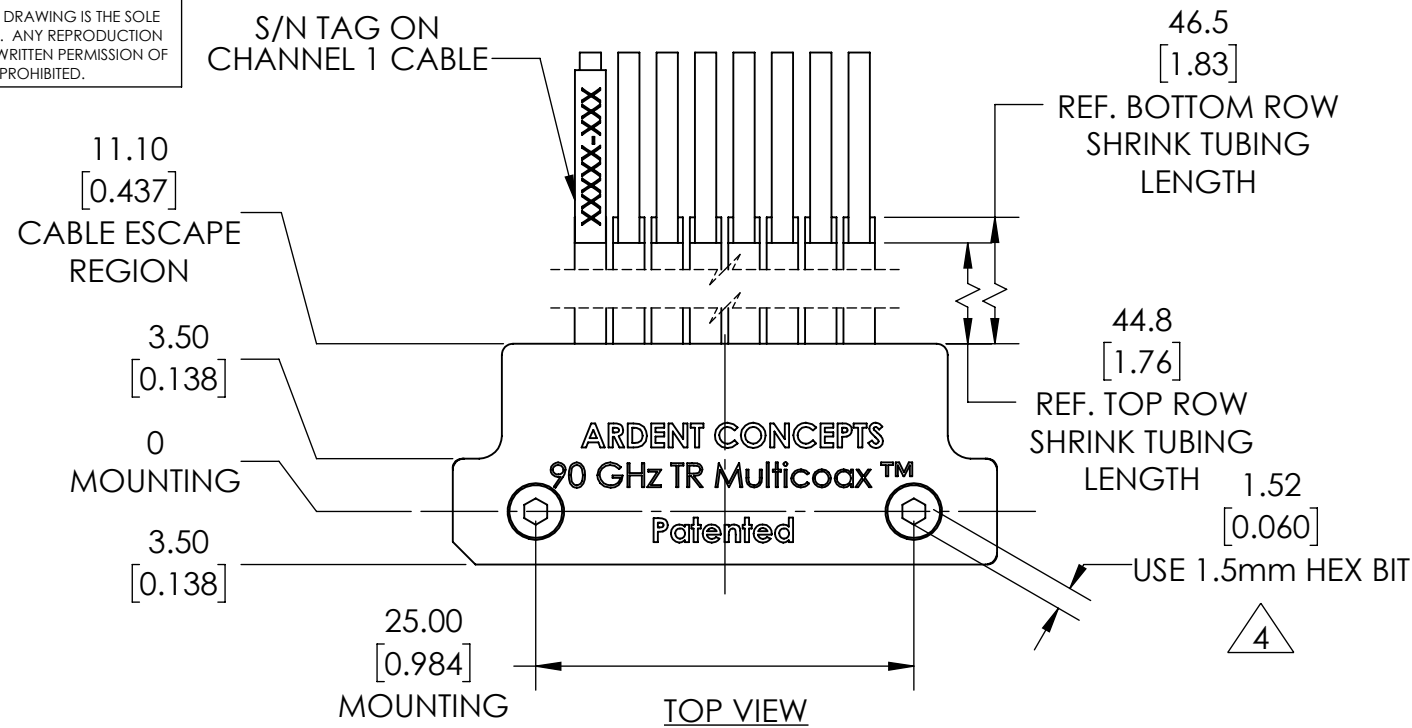
TR90	-RA	-16X2	-2.54	-XX	AA
DESIGNATES TR90 PRODUCT FAMILY	RIGHT ANGLE CONFIGURATION	16 CHANNELS 2 ROW	2.54mm CHANNEL PITCH	CABLE LENGTH IN INCHES. STANDARD LENGTHS ARE: -03 -06	END CONNECTOR TYPE WF - 1.0mm FEMALE (JACK) WM - 1.0mm MALE (PLUG)

- NOTES:**
- "XX" REFERS TO THE TOTAL CABLE LENGTH OF EACH CABLE IN THE TR90 CABLE ASSEMBLY. IT IS MEASURED FROM THE CABLE TERMINATION AT THE ELECTRICAL CONTACT IN THE TR90 INTERFACE TO THE REFERENCE PLANE OF THE 1.0mm CONNECTOR.
 - DIM A & B REPRESENT THE PHYSICAL REACH OF THE CABLES WHEN STRAIGHTENED. DIMENSION "A" IS MEASURED FROM THE CENTERLINE OF THE TR90 INTERFACE TO THE CONNECTOR ELECTRICAL REFERENCE PLANE (DATUM A) FOR THE TOP ROW OF CABLES. DIMENSION "B" IS MEASURED FROM THE CENTERLINE OF THE TR90 INTERFACE TO THE CONNECTOR ELECTRICAL REFERENCE PLANE (DATUM B) FOR THE BOTTOM ROW OF CABLES.
 - TR90 CONNECTOR END SHIPPED WITH PROTECTIVE ESD-SAFE LEXAN COVER TO PREVENT DAMAGE TO ELECTRICAL CONTACTS.
 - WHEN MOUNTING TO THE PCB, TIGHTEN M2 MOUNTING SCREWS TO 1.1IN-LBS ± 0.1IN-LBS WITH A 1.5mm HEX BIT TORQUE-LIMITING DRIVER (NOT INCLUDED).
 - FOR PCB THICKNESS ≥ 0.030" BUT ≤ 0.102", STIFFENER MUST BE MOUNTED UPSIDE DOWN FOR PROPER SCREW ENGAGEMENT.
 - FOR PCB THICKNESS < 0.030" OR > 0.102", CONTACT ARDENT FACTORY

CHANGE	NOTE	PROJECTION	MILLIMETER [INCH] UNLESS OTHERWISE SPECIFIED. DIMENSIONS FOR REFERENCE ONLY.	 4 MERRILL INDUSTRIAL DRIVE, SUITE 102 HAMPTON, NH 03842 (603) 474-1760	
MATERIAL: VARIOUS		SIZE B	TITLE: 16 CHANNEL RIGHT ANGLE, 2.54mm PITCH TR90 ASSEMBLY - SALES / MARKETING DRAWING		
FINISH:		INTERPRET GEOMETRIC TOLERANCING PER:	DWG. NO. TR90-RA-16X2-2.54-XXAA-SMD		REV 2
WWW.ARDENTCONCEPTS.COM			SCALE: 2:1		SHEET 1 OF 2

PROPRIETARY AND CONFIDENTIAL
 THE INFORMATION CONTAINED IN THIS DRAWING IS THE SOLE PROPERTY OF ARDENT CONCEPTS, INC. ANY REPRODUCTION IN PART OR AS A WHOLE WITHOUT THE WRITTEN PERMISSION OF ARDENT CONCEPTS, INC. IS PROHIBITED.

REVISIONS			
REV.	DESCRIPTION	DATE	APPROVED
2	PRELIMINARY RELEASE	01/22/24	LC



CHANGE NOTE PROJECTION	MILLIMETER [INCH] UNLESS OTHERWISE SPECIFIED, DIMENSIONS FOR REFERENCE ONLY.	 ARDENT CONCEPTS An Ardent Company 4 MERRILL INDUSTRIAL DRIVE, SUITE 102 HAMPTON, NH 03842 (603)474-1760
MATERIAL: VARIOUS	SIZE: B	TITLE: 16 CHANNEL RIGHT ANGLE, 2.54mm PITCH TR90 ASSEMBLY - SALES / MARKETING DRAWING
FINISH:	INTERPRET GEOMETRIC TOLERANCING PER:	DWG. NO. TR90-RA-16X2-2.54-XXAA-SMD
WWW.ARDENTCONCEPTS.COM		SCALE: 2:1
		REV: 2
		SHEET 2 OF 2