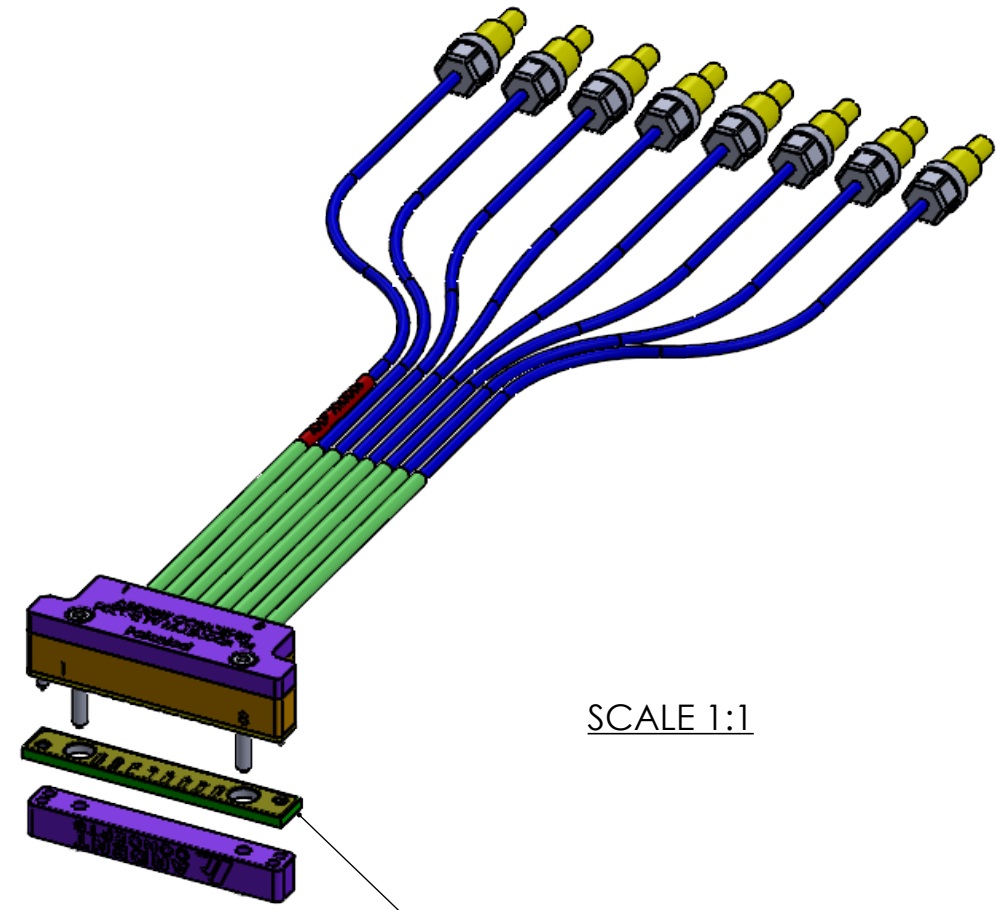
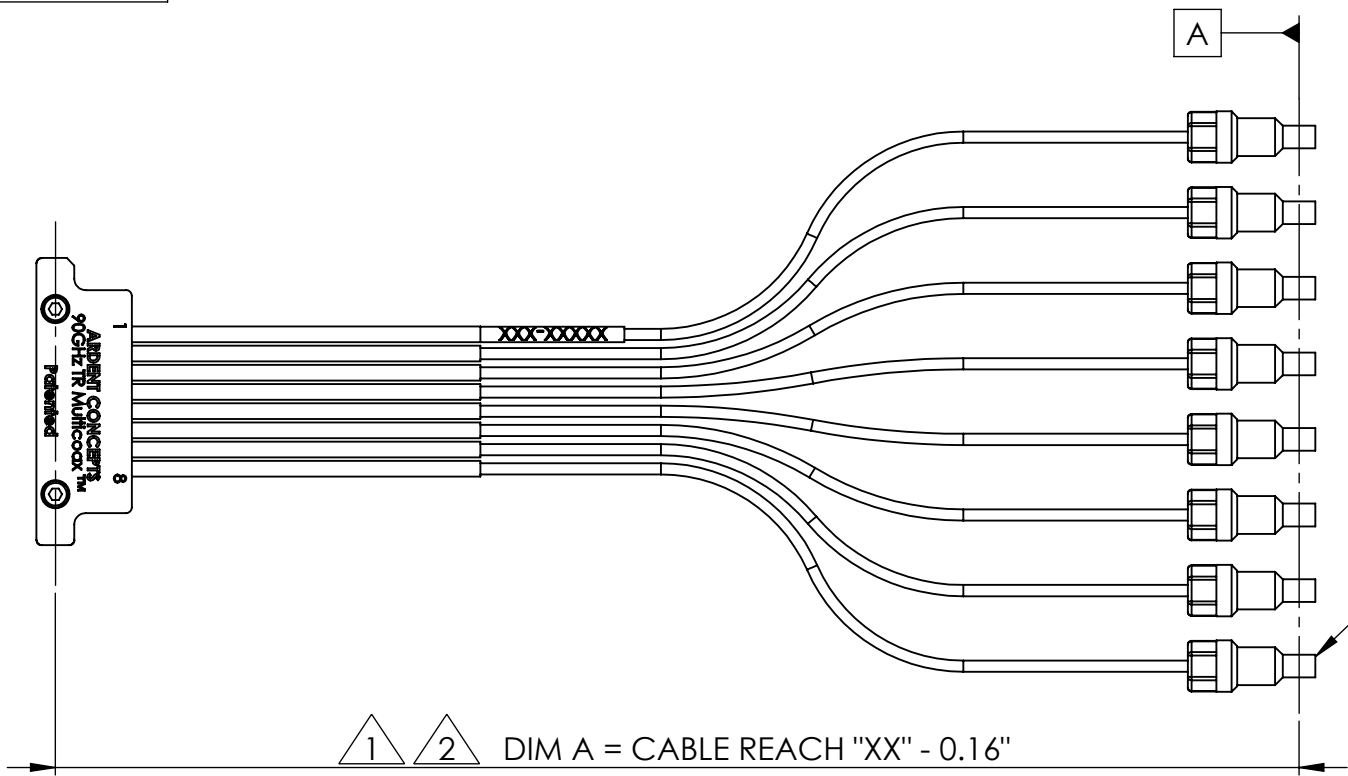


**PROPRIETARY AND CONFIDENTIAL**  
 THE INFORMATION CONTAINED IN THIS DRAWING IS THE SOLE PROPERTY OF ARDENT CONCEPTS, INC. ANY REPRODUCTION IN PART OR AS A WHOLE WITHOUT THE WRITTEN PERMISSION OF ARDENT CONCEPTS, INC. IS PROHIBITED.

REVISIONS			
REV.	DESCRIPTION	DATE	APPROVED
3	PRELIMINARY RELEASE	02/09/24	LC



SCALE 1:1

TR90	-RA	-8X1	-2.54	-XX	AA
DESIGNATES TR90 PRODUCT FAMILY	RIGHT ANGLE CONFIGURATION	8 CHANNEL 1 ROW	2.54mm CHANNEL PITCH	CABLE LENGTH IN INCHES. STANDARD LENGTHS ARE: -03 -06	END CONNECTOR TYPE: WF - 1.0mm FEMALE (JACK) WM - 1.0mm MALE (PLUG)

**NOTES:**

- 1 "XX" REFERS TO THE TOTAL CABLE LENGTH OF EACH CABLE IN THE TR90 CABLE ASSEMBLY. IT IS MEASURED FROM THE CABLE TERMINATION AT THE ELECTRICAL CONTACT IN THE TR90 INTERFACE TO THE REFERENCE PLANE OF THE 1.0mm CONNECTOR.
- 2 DIM A REPRESENTS THE PHYSICAL REACH OF THE CABLES WHEN STRAIGHTENED. DIMENSION "A" IS MEASURED FROM THE CENTERLINE OF THE TR90 INTERFACE TO THE CONNECTOR ELECTRICAL REFERENCE PLANE (DATUM A) FOR THE CABLES.
- 3. TR90 CONNECTOR END SHIPPED WITH PROTECTIVE ESD-SAFE LEXAN COVER TO PREVENT DAMAGE TO ELECTRICAL CONTACTS.
- 4 WHEN MOUNTING TO THE PCB, TIGHTEN M2 MOUNTING SCREWS TO 1.1IN-LBS ± 0.1IN-LBS WITH A 1.5mm HEX BIT TORQUE-LIMITING DRIVER (NOT INCLUDED).
- 5 FOR PCB THICKNESS ≥ 0.030" BUT ≤ 0.088", STIFFENER MUST BE MOUNTED WITH PRESS-IN FEATURES FACING PCB. FOR PCB THICKNESS > 0.088" BUT ≤ 0.188", STIFFENER MUST BE MOUNTED UPSIDE DOWN FOR PROPER SCREW ENGAGEMENT.
- 6 FOR PCB THICKNESS < 0.030" OR > 0.188", CONTACT ARDENT FACTORY

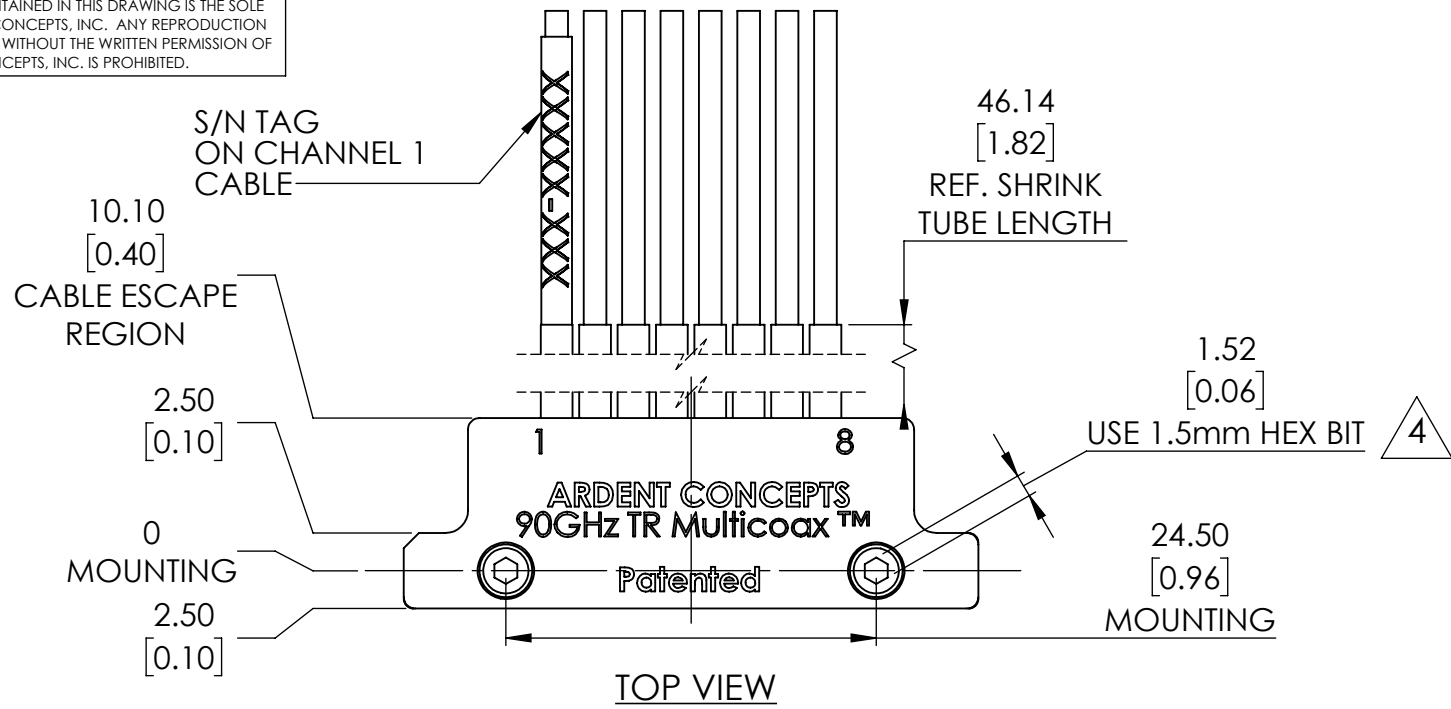
CHANGE	NOTE	PROJECTION	MILLIMETER [INCH]	<p>4 MERRILL INDUSTRIAL DRIVE, SUITE 102          HAMPTON, NH 03842          (603)474-1760</p>
MATERIAL: VARIOUS		SIZE <b>B</b>	TITLE: 8 CHANNEL RIGHT ANGLE, 2.54mm PITCH TR90 ASSEMBLY - SALES / MARKETING DRAWING	
FINISH:		INTERPRET GEOMETRIC TOLERANCING PER:	DWG. NO. TR90-RA-8X1-2.54-XXAA-SMD	REV 3
WWW.ARDENTCONCEPTS.COM		SCALE: 2:1		SHEET 1 OF 2

**PROPRIETARY AND CONFIDENTIAL**  
 THE INFORMATION CONTAINED IN THIS DRAWING IS THE SOLE PROPERTY OF ARDENT CONCEPTS, INC. ANY REPRODUCTION IN PART OR AS A WHOLE WITHOUT THE WRITTEN PERMISSION OF ARDENT CONCEPTS, INC. IS PROHIBITED.

REVISIONS			
REV.	DESCRIPTION	DATE	APPROVED
3	PRELIMINARY RELEASE	02/09/24	LC

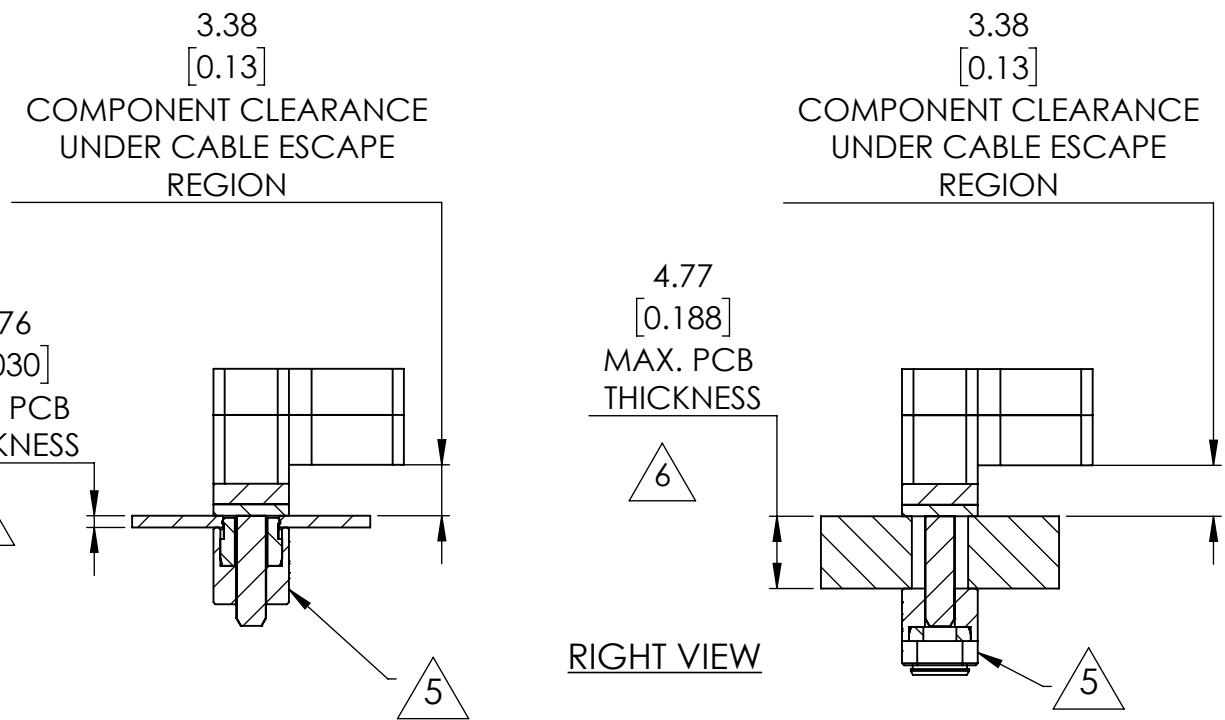
D

D



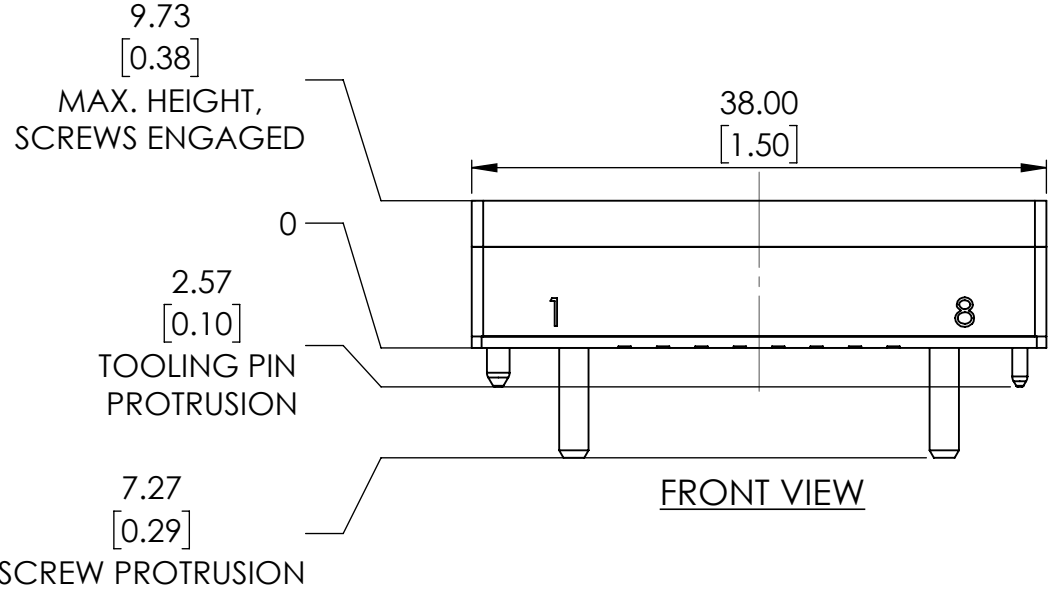
C

C



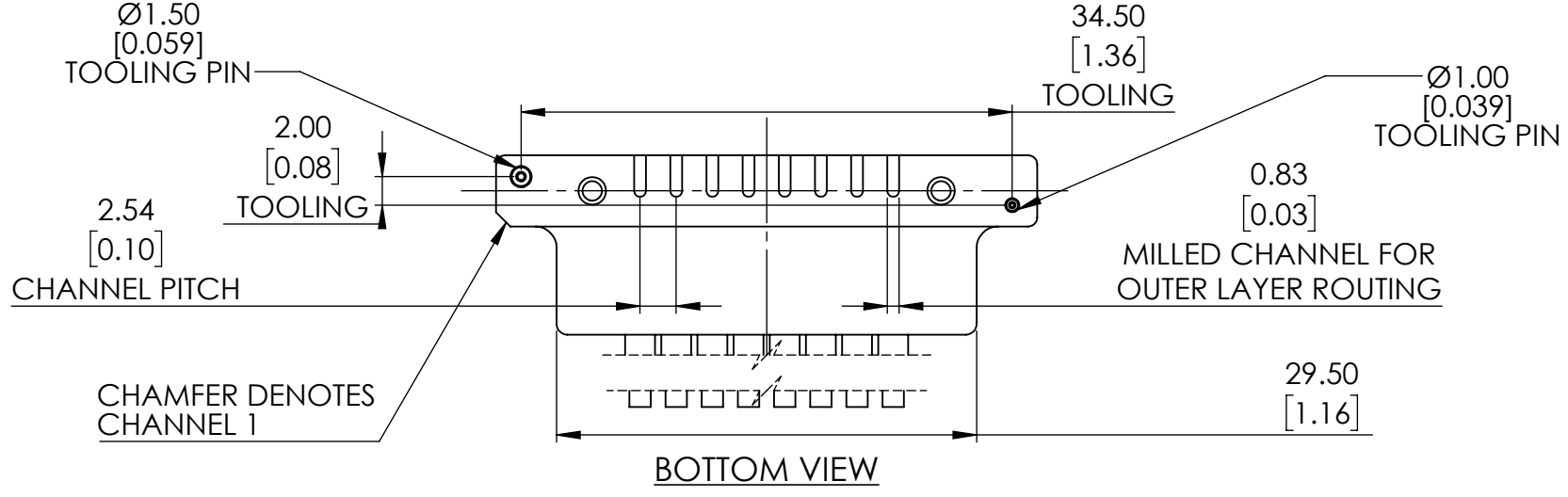
B

B



A

A



CHANGE	NOTE	PROJECTION	MILLIMETER [INCH] UNLESS OTHERWISE SPECIFIED. DIMENSIONS FOR REFERENCE ONLY.	 4 MERRILL INDUSTRIAL DRIVE, SUITE 102 HAMPTON, NH 03842 (603)474-1760
MATERIAL: VARIOUS		SIZE <b>B</b>	TITLE: RIGHT ANGLE, 8 CHANNEL, 2.54mm PITCH TR90 ASSEMBLY SALES / MARKETING DRAWING	
FINISH:		INTERPRET GEOMETRIC TOLERANCING PER:	DWG. NO. TR90-RA-8X1-2.54-XXAA-SMD	REV 3
WWW.ARDENTCONCEPTS.COM		SCALE: 2:1		SHEET 2 OF 2